



# PENSACOLA OPEN MRI

& IMAGING CENTER

4511 North Davis Hwy. Suite 1B  
Pensacola, FL 32503  
(850) 484-8454 fax (850) 484-7754  
Toll Free (866) 484-8454

DATE: \_\_\_\_ / \_\_\_\_ / \_\_\_\_

PATIENT NAME: \_\_\_\_\_ DOB: \_\_\_\_ / \_\_\_\_ / \_\_\_\_

PHONE – DAY: \_\_\_\_\_ NIGHT: \_\_\_\_\_ CELL: \_\_\_\_\_

INSURANCE INFORMATION: \_\_\_\_\_ # \_\_\_\_\_

PRE-CERTIFICATION NUMBER (IF REQUIRED): \_\_\_\_\_

## ■ HIGHFIELD MRI ■ OPEN MRI

- Abdomen
- Aorta
- Brain
- Cervical Spine
- Chest
- IAC's
- Lumbar Spine
- MRCP of Abdomen
- Orbits, Face & Neck

- Pelvis
- Soft Tissue Neck
- Thoracic Spine
- TMJ
- Lower Extremity (Non-Joint)
- Lower Extremity (Joint)
- Upper Extremity (Non-Joint)
- Upper Extremity (Joint)
- Other: \_\_\_\_\_

- Right
- Left
- Bilateral

- MRA
- MRA Brain
  - MRA Neck
  - MRA Renals
  - MRA Abdominal
  - MRV

- MRI CONTRAST
- Without
  - With and Without
  - At Radiologist's Discretion

## CT

- Abdomen
- Abdomen/Pelvis
- Brain
- Cardiac Scoring
- Cervical Spine
- Chest
- HRCT Chest
- Limited Study
- Lower Extremity
- Lumbar Spine
- Neck, Soft Tissue
- Orbits
- Pelvis
- Sinus

- Sinus, Limited
- Thoracic Spine
- Urogram
- Upper Extremity
- Other: \_\_\_\_\_

### CT CONTRAST

- With
- Without
- With and Without
- At Radiologist's Discretion

PERFORM 3-D/MULTI-PLANE RECONSTRUCTIONS:  
(if necessary)  YES  NO

## X-RAY

### CHEST / THORAX

- Chest 2 View
- Chest 1 View
- Ribs 4 View
- Ribs Bilateral 5 View
- Sterno-Clavicular (SC) Joint
- Sternum

### SPINES

- Cervical Spine Full 5 View
- Cervical Spine Limited 3 View
- Thoracic Spine 3 View
- Lumbar Spine Full 5 View
- Lumbar Spine Limited 3 View
- Scoliosis Series (AP only)

- Sacro-Iliac (SI) Joints
- Sacrum/Coccyx

### UPPER EXT.

- Shoulder-3 view
- Humerus-2 view
- Elbow-3 view
- Forearm-2 view
- Wrist-3 view
- Hand-3 view
- Fingers-3 view

### LOWER EXT.

- Hip-2 view
- Bilat. Hips-5 views
- Femur-2 view
- Knee-4 view
- Tib-Fib 2 view
- Ankle-3 view
- Foot-3 view
- Heel - 2 view
- Toes-3 view

### SKULL

- Skull Series
- Sinus Series - 4 views
- Orbits
- Orbits - Metal Screening

### ABDOMEN/PELVIS

- Abdomen 1 view (KUB)
- Abdomen Series
- Pelvis 1 view

- Other: \_\_\_\_\_
- Right
- Left

## ULTRASOUND

- Abdomen
- Aorta
- Appendix
- Arterial Doppler/Imag. Upper
- Arterial Doppler/Imag. Lower
- Carotid
- Echo
- Echo Stress
- Extremity Non-Vascular
- Gallbladder
- Neonatal Head

- Pelvis/Transvaginal
- OB 13 Wks or Less
- OB 14 Wks or More
- Renal/Bladder
- Renal Arterial w/Color Doppler
- Scrotum w/Color Doppler
- Thyroid
- Transplant w/Color Doppler
- Venous Doppler/Imag. Upper
- Venous Doppler/Imag. Lower
- Other: \_\_\_\_\_

↓ PLEASE FILL OUT BELOW ↓

SYMPTOMS/DIAGNOSIS: \_\_\_\_\_

HAS HE/SHE HAD SURGERY IN THE AREA? YES/NO

WEIGHT: \_\_\_\_\_

IS THE PATIENT PREGNANT? YES/NO

HISTORY OF CANCER? YES/NO

APPOINTMENT DATE: \_\_\_\_\_

PHYSICIAN'S SIGNATURE \_\_\_\_\_

APPOINTMENT TIME: \_\_\_\_\_

TEL. # \_\_\_\_\_

FAX # \_\_\_\_\_

# PATIENT PREPS

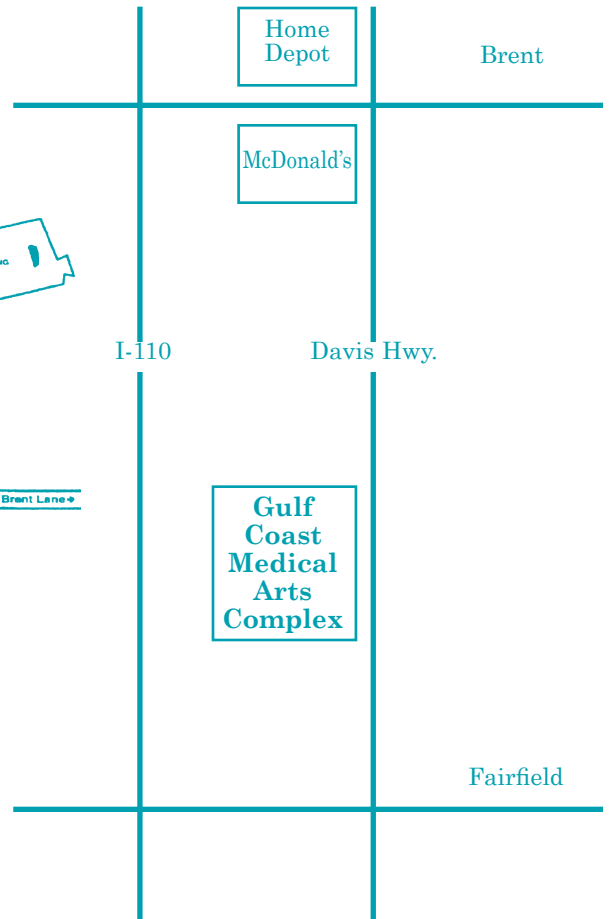
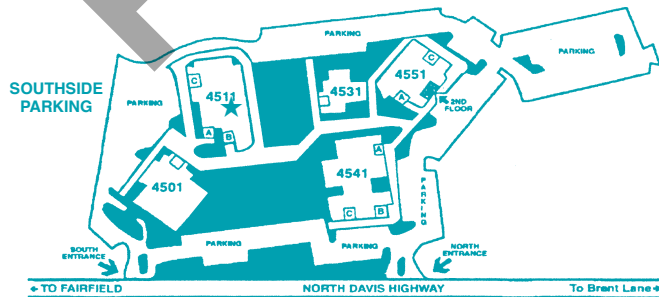
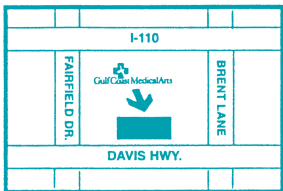
## CT OR ULTRASOUND EXAMS

- CT Scan of the Abdomen or Pelvis: No Solid Food from midnight the night before. Drinking of clear liquids is encouraged. (If your test is scheduled later in the day, please contact the office for different instructions.)
  - Drink one (1) full bottle of contrast at bedtime the night before.
  - Drink half (1/2) a bottle of contrast 1 hour prior to exam.
  - Drink half (1/2) of the remaining bottle on the CT table just before the test.
  - Take routine medications as usual.
- Other CT Exams: Clear liquids only for four (4) hours prior to exam.
- UltraSound of the Thyroid, Breast, Testicles: No Prep.
- UltraSound of the Kidneys: 20 ounces of water, 1 hour before the test.
- UltraSound of the Abdomen (includes Gallbladder, Liver, Spleen, Pancreas, and Aorta): Nothing by mouth for eight hours prior to your scan. Take routine medications with water.
- Pelvis or Obstetrical UltraSound: Finish drinking 32 ounces of water one (1) hour prior to appointment **WITHOUT VOIDING**.
- Other UltraSound Exams: No Prep.

## MRI EXAMS/MRA EXAMS

- Because a magnetic field is required to produce the MRI images, metal (i.e. zippers, bra snaps, buttons, etc.) are not allowed in the scan room. If you do not wish to wear our gowns/scrubs, please wear comfortable pants/shorts (ie. sweatpants or shorts with drawstring or elastic waistbands) and t-shirts for your top. Jewelry, including watches, cannot be worn during the test. Lockers are provided for your convenience, however, you may consider leaving your valuables at home.
- Patients scheduled for a MRI or MRA or the Brain should try to avoid wearing eye makeup, hair spray, or gels, as this could interfere with the images. Hair pins **HAVE** to be removed.
- If you have a **PACEMAKER, CEREBRAL ANEURYSM CLIP, or other MECHANICAL IMPLANTED DEVICE**, you should contact our office and speak with a technologist.
- If you have had any recent surgery (less than 8 weeks) where any screws, pins, plates, cardiac stents, etc. were put in your body, please contact our office because your appointment may need to be rescheduled for a later date. This will allow the hardware to “set” properly before the procedure.

Please call (850) 484-8454 if you need additional information concerning your test.



### DIRECTIONS:

Located in the Gulf Coast Medical Arts Complex between Brent and Fairfield on Davis Highway. Enter either of the two entrances and make a left. Park on the south side of complex. Follow the archways to MRI facility — Suite 4511 B.